


Alto Saxophone


Note Review

G



Musical notation for the note G on a treble clef staff. Below the staff is a finger chart for the right hand: the index finger is on the G key, and the middle, ring, and pinky fingers are on the A, B, and C keys respectively.

A




Musical notation for the note A on a treble clef staff. Below the staff is a finger chart for the right hand: the index finger is on the A key, and the middle, ring, and pinky fingers are on the B, C, and D keys respectively.

B



Musical notation for the note B on a treble clef staff. Below the staff is a finger chart for the right hand: the index finger is on the B key, and the middle, ring, and pinky fingers are on the C, D, and E keys respectively.

C



Musical notation for the note C on a treble clef staff. Below the staff is a finger chart for the right hand: the index finger is on the C key, and the middle, ring, and pinky fingers are on the D, E, and F keys respectively.

D



Musical notation for the note D on a treble clef staff. Below the staff is a finger chart for the right hand: the index finger is on the D key, and the middle, ring, and pinky fingers are on the E, F, and G keys respectively.



Musical notation for a whole note exercise in G major. The first measure contains a whole note G. The second and fourth measures contain whole rests. The third measure contains a whole note B.



Musical notation for an eighth note exercise in G major. The first measure contains eighth notes G, A, B, C. The second and fourth measures contain whole rests. The third measure contains eighth notes D, E, F, G.

****Repeat the exercises above with each note****

Rolling Along




Musical notation for the first line of 'Rolling Along'. It consists of two measures of eighth notes: G-A-B-C and D-E-F-G, followed by two measures of whole rests.



Musical notation for the second line of 'Rolling Along'. It consists of two measures of eighth notes: G-A-B-C and D-E-F-G, followed by two measures of whole rests.

Hot Cross Buns



Musical notation for the first line of 'Hot Cross Buns'. It consists of two measures of quarter notes: G-A and B-C, followed by two measures of whole rests.



Musical notation for the second line of 'Hot Cross Buns'. It consists of two measures of quarter notes: G-A and B-C, followed by two measures of whole rests.

Go Tell Aunt Rhodie



Musical notation for the first line of 'Go Tell Aunt Rhodie'. It consists of two measures of quarter notes: G-A and B-C, followed by two measures of quarter notes: D-E and F-G.



Musical notation for the second line of 'Go Tell Aunt Rhodie'. It consists of two measures of quarter notes: G-A and B-C, followed by two measures of quarter notes: D-E and F-G.